

FMP3-001

Uniform Insignia Placement Guide

Enlisted

Fort Miles, Delaware

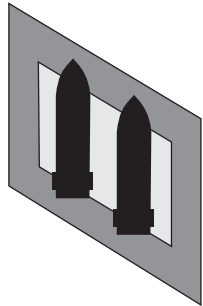
09 MARCH 2008

**Revisions:
28 OCT 2009
27 DEC 2009**

ENLISTED UNIFORM GUIDE

261st Coast Artillery, Fort Miles, Delaware

BRANCH INSIGNIA



Shoulder Patch
2nd District Coast Artillery
Originals only. No repro
patches authorized.



Distinctive Insignia
"Shot On Way"
261st Coast Artillery
Unit approved
reproduction available.



Enlisted Collar Devices
U.S. / Coast Artillery
If numbered / lettered insignia
is not available, regular insignia
may be used.

Summer uniform: Khaki / Dk Khaki chevrons (1936 style)
Winter uniform: Blue Wool / OD chevrons (1920's style)

INSIGNIA OF GRADE



PRIVATE
FIRST CLASS
(GRADE 6)



TECHNICIAN
5TH GRADE
(GRADE 5)



CORPORAL
(GRADE 5)



TECHNICIAN
4TH GRADE
(GRADE 4)



SERGEANT
(GRADE 4)



TECHNICIAN
3RD GRADE
(GRADE 3)



STAFF
SERGEANT
(GRADE 3)



TECHNICAL
SERGEANT
(GRADE 2)



FIRST
SERGEANT
(GRADE 2)



MASTER
SERGEANT
(GRADE 1)

ENLISTED UNIFORM GUIDE

261st Coast Artillery, Fort Miles, Delaware

HEAD GEAR




Garrison Cap

Distinctive insignia to be worn 1 ½ inch from centerline of cap. Piping on cap is artillery (scarlet). Cap to be worn on post at all times when out-of-doors.



Service Cap

Enlisted Cap Device to be worn as shown. Cap to be worn with appropriate uniform when out-of-doors.



Campaign Hat


Distinctive Unit Insignia to be worn as shown. Hat may be worn by senior NCO's in lieu of the garrison cap when on post.

ENLISTED UNIFORM GUIDE

261st Coast Artillery, Fort Miles, Delaware

SLEEVE INSIGNIA

Right Sleeve



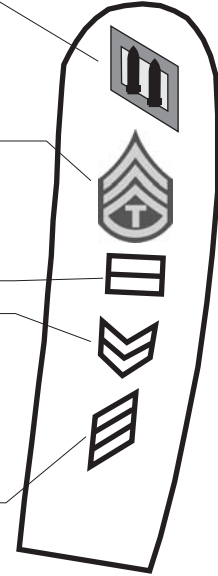
Wounds (WWI Only)

Coast Artillery Efficiency Award
Placed 2" above cuff hem

Chevrons of Grade
Between shoulder & elbow

Left Sleeve

2nd District Coast Artillery Insignia
Max 3/4" from shoulder seam

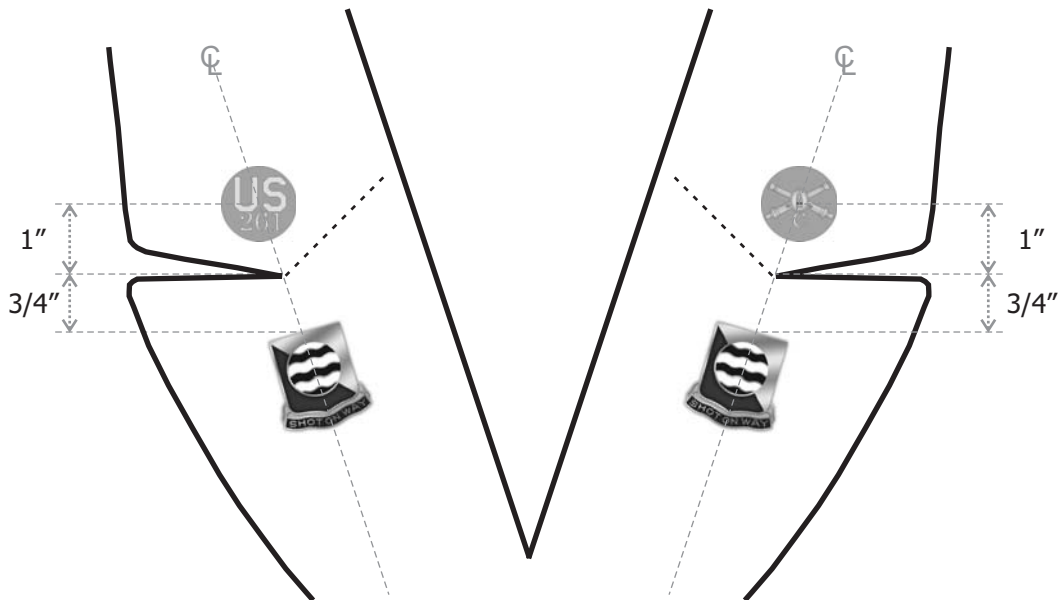


Overseas WWII WWI
One for each 6 months of service outside the continental United States

Service Stripes
One for each 3 years of honorable service

Note: For 4-pocket service coat only. Shirt sleeves display insignia of grade and district insignia only.

4-POCKET BLOUSE LAPEL INSIGNIA

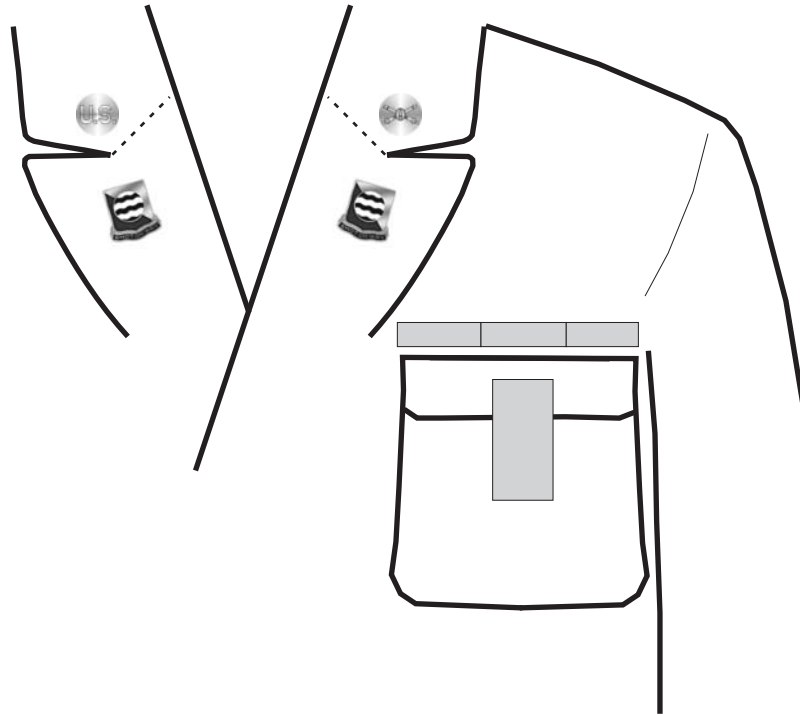


Note: Collar brass to be worn with 4-pocket coat only. Collar brass is not worn on the shirt collars.

ENLISTED UNIFORM GUIDE

261st Coast Artillery, Fort Miles, Delaware

RIBBONS & BADGES



Service Ribbons: Ribbons will be worn in the order of precedence from the wearer's right to left in one or more rows with either no space between rows or 1/8" space between rows. No more than four ribbons may be worn in any one row. The determination of whether three or four ribbons in each row will be based on whichever presents the best appearance for the size of the coat and position of the lapel. The lowermost row will be positioned 1/8" above the upper seam of the coat pocket. Refer to the Fort Miles "Awards and Decorations" document for ribbons that have been approved for wear. Note: NO awards for valor may be worn at Fort Miles.

Badges: Badges (marksmanship and driver/mechanic) will be worn on the left pocket flap centered beneath each ribbon column beginning with the center column for odd numbers of badges. If two badges are worn, they are centered as a group beneath the ribbon group on the pocket flap.